



Immobilisation system specifically designed for
the Pediatric Patient

eXaKid
PEDIATRIC IMMOBILISATION

eXaKid



eXaKid is the result of years of clinical experience in the treatment of paediatric patients. It is specifically designed to meet the needs and improve the treatment precision for these patients. One of the main objectives in the design of eXaKid is to **facilitate workflows and immobilisation protocols.**

The equipment incorporates a stereotactic system for the location of tumours visible externally and in the CT images. Manufactured with lowdensity and **MR compatible composite material**, it is a piece of equipment which is **robust, with low attenuation and excellent dosimetric properties.**

eXaKid is a modular and stereotactic system which offers excellent results in immobilisation and reproducibility in the positioning of the paediatric patient. The benefits of the system include:

- ▶ **Specifically designed for paediatric immobilisation.**
- ▶ **Stereotactic to avoid tattoos.**
- ▶ **MR compatible (3 Teslas) and reduced weight.**
- ▶ **Versatile.**
- ▶ **Effective.**
- ▶ **Efficient.**

eXaKid

Designed to meet the needs of paediatric immobilisation

► Designed specifically for the paediatric patient:

- The system is designed for **patients up to 1.25 metres** in height.
- The incorporated **eaSyPod** system provides audio-visual media which **distracts the patient and calms them**.

► MR compatible (3 Teslas) & Reduced weight:

Manufactured in low-density and **MR compatible materials**, making eXaKid a light and robust piece of equipment.

► Stereotactic to avoid the need for tattoos:

- eXaKid has three sets of rulers visible both externally and in CT that create a **precise system of stereotactic location**.
- The equipment has five immobilisation cushions markers to adapt to each patient.
- The combination of these two elements **allow the omission of tattoos**, which helps enhance the cooperation of the patient and the pediatrician during successive treatment sessions.



“ eXaKid facilitates workflows and immobilisation protocols in paediatric patients. ”

eXaKid

Designed to meet the needs of paediatric immobilisation

► **Versatile:** Combines the necessary elements for treatments concerning:

- The head and neck.
- The thorax.
- The abdomen.
- The medulla.
- The pelvis.

► **Effective:**

High reproducibility, reduction of treatment time and IGRT corrections.

► **Efficient:**

Reduces CT/MR simulation times such as treatment bunker repositioning times.



“eXaKid incorporates the eaSyPod, an innovative audio-visual media which enhances the collaboration of the patient.”

HybridCast® Head masks


AGSRS31116K	Microperfo Total thickness 2,6 mm.
AGSRS31116K-SG	Microperfo Total thickness 2,6 mm.



visionrt
COMPATIBLE

HybridCast® & eXaCast Accuracy® Head & Shoulders masks


AGSRS41116K-SG	Microperfo Total thickness 2,6 mm.
AGSRS41123K	Microperfo thickness 2,3 mm.
AGSRS51123k	Microperfo thickness 2,3 mm.
AGSRS51123K-SG	Microperfo thickness 2,3 mm.



visionrt
COMPATIBLE

eXaCast Accuracy® Abdomen mask

AGP41123K-MC	Microperfo thickness 2,3 mm.
--------------	------------------------------



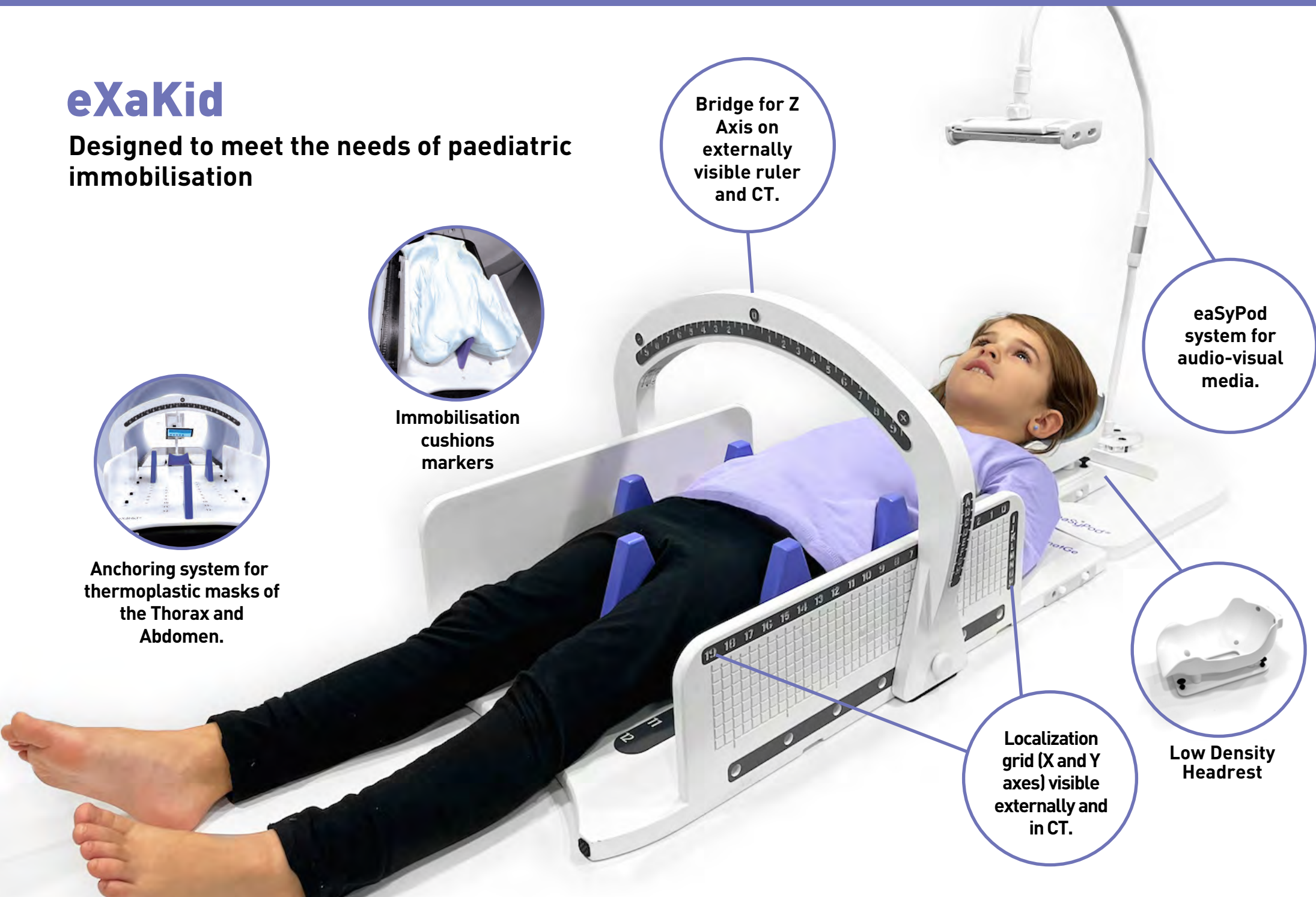
Moldcare® cushions

Moldcare HN-0.5	20 x 15 cm
Moldcare HN-TR	Trapezoid shape
Moldcare BR-3	60 x 60 cm

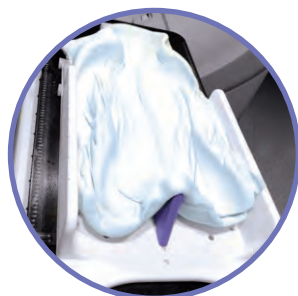


eXaKid

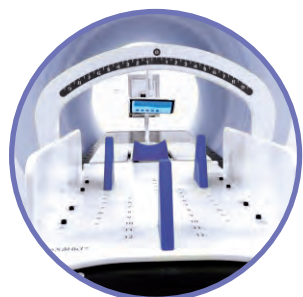
Designed to meet the needs of paediatric immobilisation



Bridge for Z Axis on externally visible ruler and CT.




Immobilisation cushions markers



Anchoring system for thermoplastic masks of the Thorax and Abdomen.

eaSyPod system for audio-visual media.



Low Density Headrest

Localization grid (X and Y axes) visible externally and in CT.



Anatomical Geometry, S.L.

Parque Industrial y de Servicios Aljarafe.
C/ Formación N° 6, CP 41927,
Mairena del Aljarafe, Sevilla.

Tel. switchboard: +34 911 436 793.
Fax.: +34 911 238 549.

info@anatge.com

www.anatge.com



FONDO EUROPEO DE
DESARROLLO REGIONAL



Unión Europea

UNA MANERA
DE HACER EUROPA